

# RENEO FIT D

100

# AIRsupply

## Features

- Air handling units for efficient supply and exhaust ventilation in flats and apartments.
- Heat recovery minimizes ventilation heat losses during cold season and reduce air conditioner load during hot season.
- Controllable air exchange for creating the best suitable indoor microclimate.



**Air flow:**  
up to 130 m<sup>3</sup>/h  
36 l/s



**Heat recovery efficiency:**  
up to 94 %



## Design

- The casing is made of expanded polypropylene (EPP) with high heat- and sound-insulating properties.

## Fans

- High-efficient external rotor EC motors and centrifugal impellers with forward curved blades are used for air supply and exhaust.

## Air filtration

- Two built-in G4 and F7 filters provide efficient supply air filtration.
- The G4 filter is used for extract air filtration.

## Heat recovery

- The **Reneo-Fit D 100** unit is equipped with a counter-flow polystyrene heat exchanger for heat recovery. The unit condensate is collected and drained to the drain pan under the heat exchanger.



- The **Reneo-Fit D 100-E** unit is equipped with an enthalpy counter-flow heat exchanger for heat and humidity recovery.




## Mounting

- The units are designed for suspended ceiling mounting.
- Service access for maintenance and filter replacement must be provided.

## Control and automation

- **Reneo-Fit D 100 S14** units are equipped with an integrated automation system and an S14 wall-mounted control panel with LED-indication.

## Automation functions

Functions	Description
Unit control via a remote wired control panel	S14 control panel 
Speed switch	+
Filter replacement indication	by filter timer
Alarm indication	LED indication about alarms
Freeze protection	using cyclical stops of the supply fan
Humidity control	option
CO <sub>2</sub> control	option
Fire alarm sensor connection	option

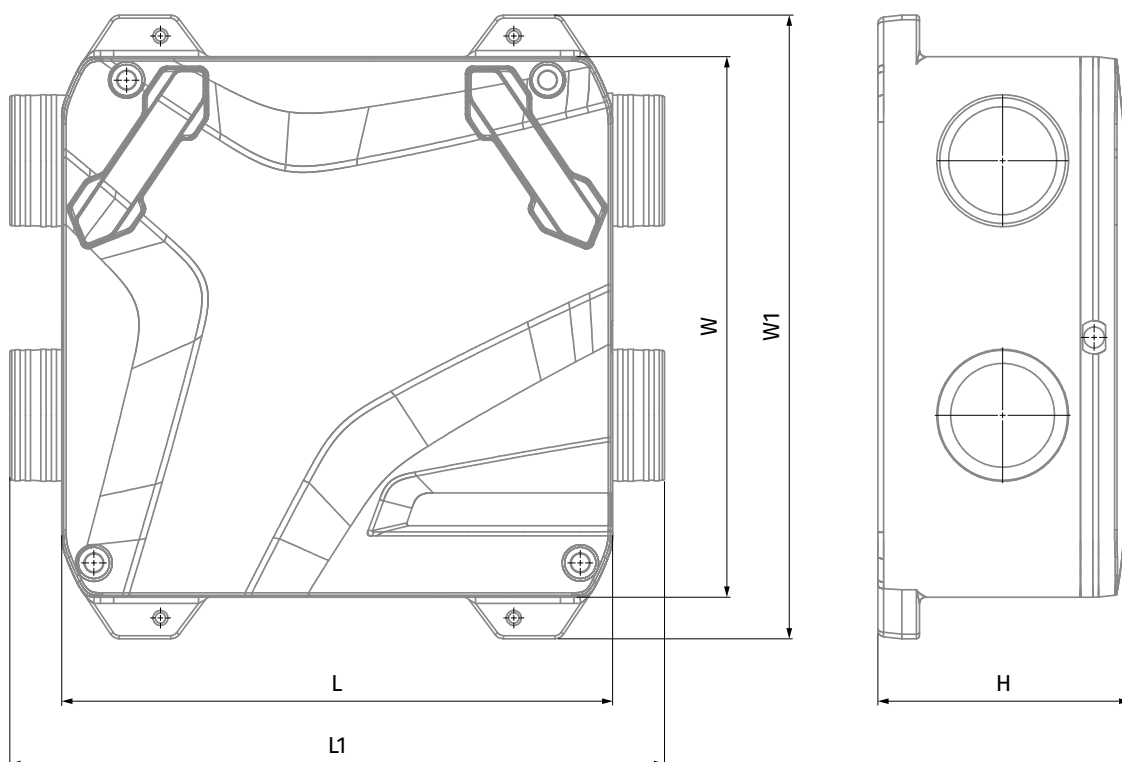
Option: the functionality is available when purchasing the appropriate accessory (see the "Accessories" section)

**Designation key**

Series	Casing modification	Casing type	Heater	Nominal size	Modification	Heat exchanger type	Service side	Controller type
Reneo	- Fit: compact	D: suspended	_ : w/o heater	10: Nominal airflow	0: by default	- _ : heat recovery E: energy recovery	_ : universal	S14

**Dimensions [mm]**

Model	H	L	L1	W	W1
Reneo-Fit D 100(-E) S14	242	530	630	520	600



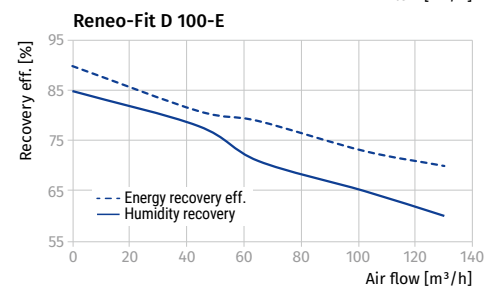
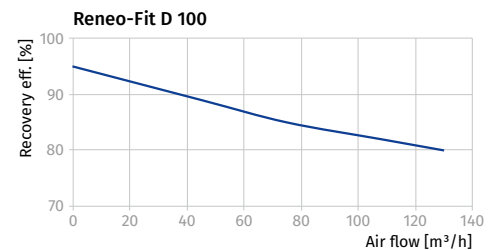
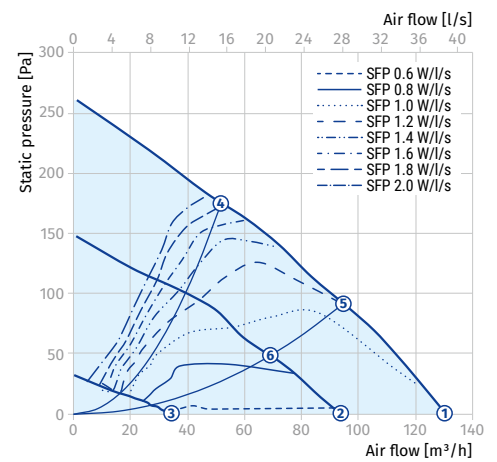
Technical data

Parameters	Reneo-Fit D 100	Reneo-Fit D 100-E
Voltage [V / 50 (60) Hz]	1 ~ 230	1 ~ 230
Power [W]	45	45
Current [A]	0.34	0.34
Maximum air flow [m <sup>3</sup> /h (l/s)]	130 (36)	130 (36)
Sound pressure level at 3 m [dBA]	32	32
Transported air temperature [°C]	-23...+40	-23...+40
Casing material	EPP	EPP
Insulation [mm]	25	25
Extract filter	G4 / Coarse >60 %	G4 / Coarse >60 %
Supply filter	G4 / Coarse >60 % (option: F7 / ePM1 60 %)	G4 / Coarse >60 % (option: F7 / ePM1 60 %)
Connected air duct diameter [mm]	100 / 125	100 / 125
Weight [kg]	8	8
Heat recovery efficiency [%]	82-94	73-88
Heat exchanger type	counter-flow	counter-flow
Heat exchanger material	polystyrene	enthalpy
SEC class	A+	A











Sound power level, A-weighted	Total	Octave frequency band [Hz]							LpA 3 m	LpA 1 m
		200	400	800	1000	2000	4000	8000		
LWA to supply outlet [dBA]	59	44	45	49	51	44	37	38	38	48
LWA to exhaust inlet [dBA]	47	41	36	33	31	29	22	24	27	36
LWA to environment [dBA]	53	37	41	43	42	38	34	29	33	42

Sound data provided for point 2 on the diagram.

Point	Air flow [m <sup>3</sup> h (l/s)]	Total sound pressure level (breakout) at 3 m (1 m) distance [dB(A)]
1	130 (36) @ 0 Pa	32 (42)
2	91 (25) @ 0 Pa	25 (35)
3	52 (14) @ 0 Pa	16 (26)
4	52 (14) @ 171 Pa	31 (41)
5	96 (27) @ 92 Pa	33 (42)
6	68 (19) @ 50 Pa	25 (34)



## Accessories

		Reneo-Fit D 100 S14	Reneo-Fit D 100-E S14
G4 panel filter		FP 176x150x22 G4	FP 176x150x22 G4
F7 panel filter		FP 176x150x22 F7	FP 176x150x22 F7
Control panel		S14	S14
Humidity sensor		FS2	FS2
Humidity sensor		HR-S	HR-S
CO <sub>2</sub> sensor		CD-2	CD-2
CO <sub>2</sub> sensor with indication		CD-1	CD-1
Syphon kit (for the units without an enthalpy heat exchanger)		SFK 20x32	SFK 20x32
Air damper		VKA 125	VKA 125
Electric actuator		TF230	TF230